


SUPERSONIC, INC.

Member Owned, Non-Profit Flying Club
APPROXIMATELY \$20,000 PER MEMBER

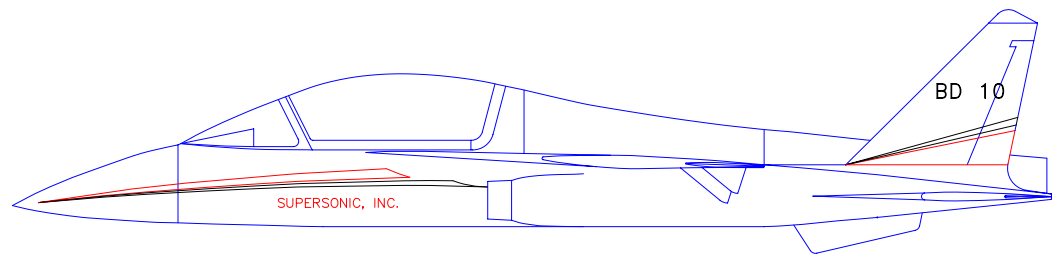
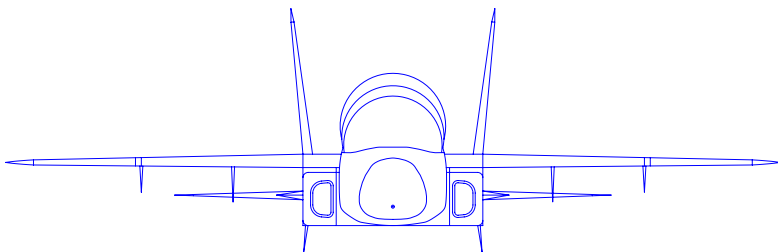
BEING ORGANIZED FOR THE SOLE PURPOSE OF
BUYING, MAINTAINING AND OPERATING ONE
OF BEDE JET CORPORATION'S NEW BD-10s.



FOR ADDITIONAL INFORMATION
CONTACT:

Larry E. Montague
Supersonic, Inc.
1019 Boones Hollow
Memphis, TN 38018
901/757-4264

MAXIMUM SPEED	920 MPH
CRUISE SPEED	600 MPH
RATE OF CLIMB	30,000 FPM
0 - 10,000 FEET	VERTICAL
"G" LOADING	+12 / -9
TAKE OFF DISTANCE	600 FEET
TIME	6.1 SECONDS
LANDING DISTANCE	1200 FEET
STALL (MAX GROSS)	94 MPH
(NORMAL GROSS)	83 MPH
(LIGHT LANDING WT.)	66 MPH
RANGE	2788 MILES
CAPACITY	2 PERSONS
ENGINE	1 GE CJ-610
THRUST	2950 POUNDS
LENGTH	28' - 10"
WINGSPAN	21' - 6"
HEIGHT	8' - 1"



REDRAWN BY: Larry E. Montague